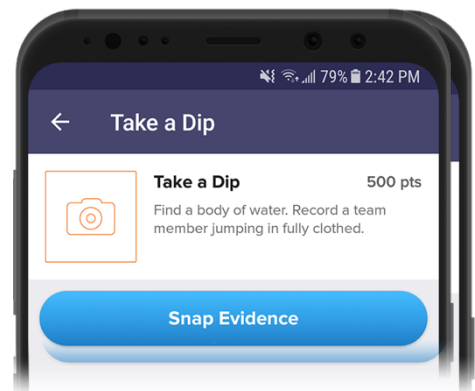
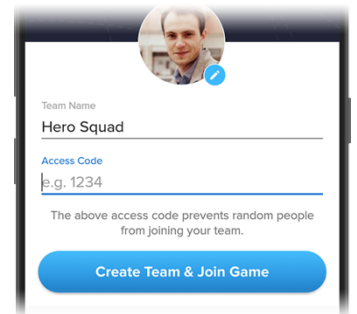
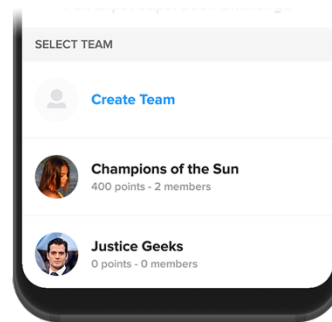
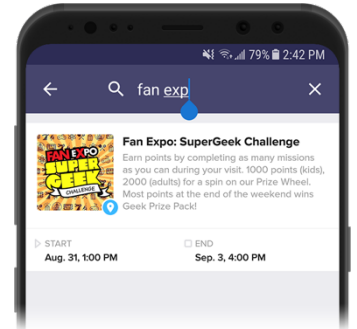
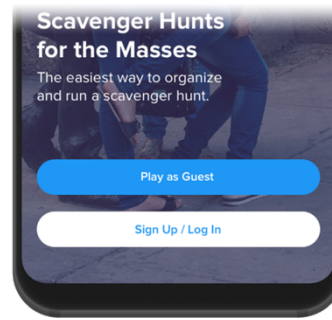




1. Download the GooseChase Android or iPhone app.
2. Register for a personal account with an email, username, and password of your choice.
3. Tap the search icon and enter **Operation Megaphone 2021** OR the game code **DDBX8L**
4. Enter your player name or select your player profile if it's already been created. Having a profile allows you to come back to the game on any device
5. Once in the game, you'll be presented with the missions you or your team are attempting to complete. Mission types can include Photo/Video, Text or GPS check in. To complete a mission, select it from the list and hit the "Snap Evidence" button.





6. Make sure you're completing missions accurately! (e.g. "take a picture with a zebra" means take a picture with a real zebra, not next to a zebra on a computer screen)

Your game organizer can deduct points if your submission falls short.

Bonus points can also be awarded to missions accomplished in extraordinary fashion!

7. Using the navigation tabs, you can keep track of how you are doing via the activity feed and the leaderboard, see notifications from the game organizer or review (and resubmit) your previous submissions.
8. Pop in and out of the Chase during the OMP. You never know what new missions may appear.
9. Most importantly, Have fun! Let the chase begin!

